






Energy Dashboard Daily Report

<div><div></div><div>76.0 °F Overcast</div></div> <div>Current</div>	<div><div></div><div>79.0 °F/70.0 °F Rain Precip: 50 %</div></div> <div>Forecast</div>	Humidity		Wind
ELECTRIC				1,796.73
				
	Week over Week	Month over Month	Year to Date	
GAS				
	Weekly	Monthly	Year to Date	
WATER				
	Weekly	Monthly	Year to Date	