



CONNECTING
THE WORLD



NF
23

CONNECTING
THE WORLD

More Tools More Productivity

*Chris Riccobono – Tridium
Product Management*

About Me



Chris Riccobono

- **Sr. Product Owner**
- **9 years with Tridium**
- **Application Engineer**
- **SSCP (ISC²)** • **CEM (AEE)**

B.S. Mechanical Engineering

Enterprise-Level Features Added Since Niagara 4



Productivity

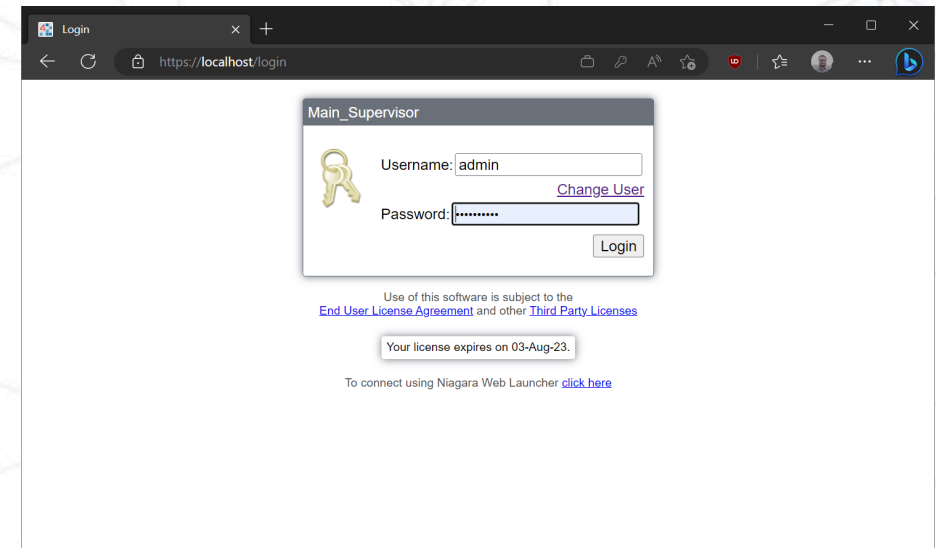
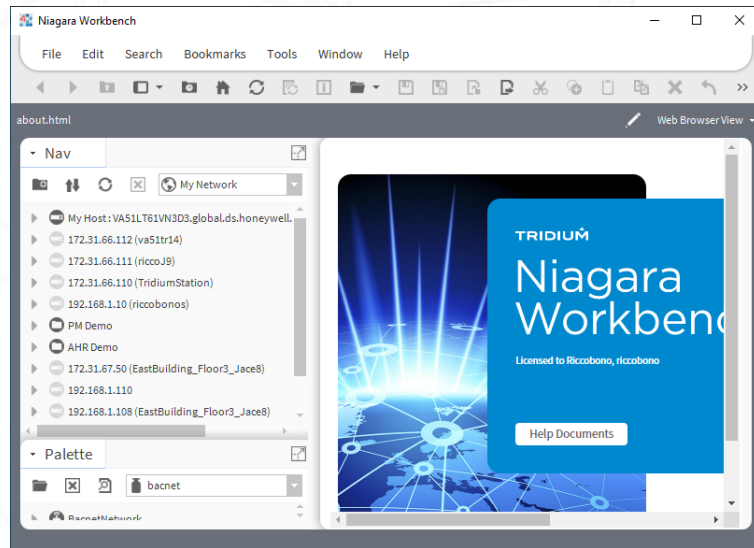


- **Web Views**
- **Templating**
- **Provisioning**

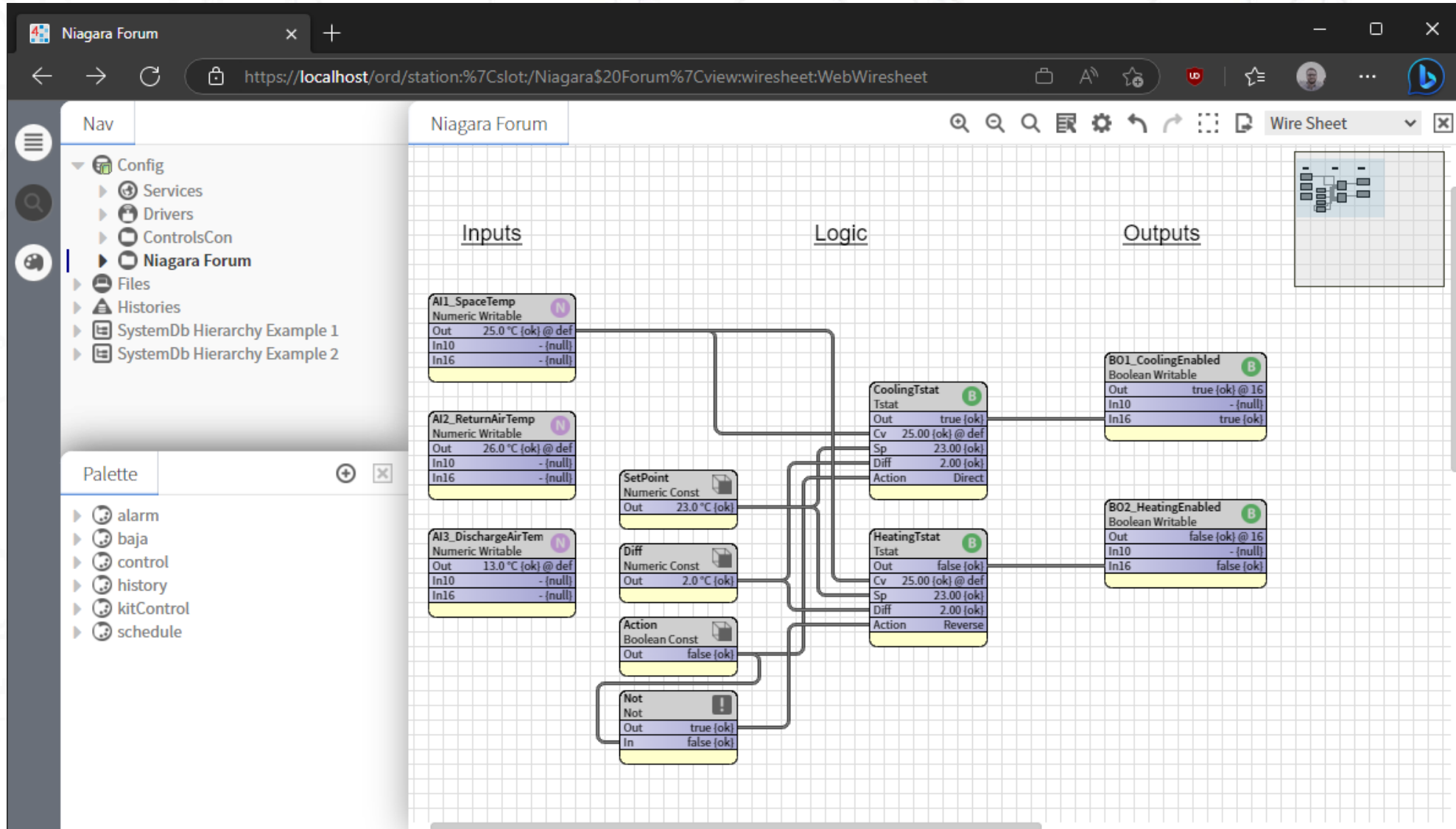
Web Views

Web Wiresheet & HTML5 Tag Manager

Thick Client vs Thin Client



Web Wiresheet



HTML5 Tag Manager

Niagara Forum

https://localhost/ord/station:%7Cslot:/Niagara\$20Forum%7Cview:tagdictionary:TagManager

Tag Manager

Selected Components 1 objects

Available Tags

Haystack4

ret

Show All

41 objects

Name	Location	Tag	Tag Type
AI2_ReturnAirTemp	slot:/Niaga	returnAirPressureSpPoint	
		returnAirTempSensorPoint	
		returnAirTempSpPoint	
		returnChilledWaterCoolValveC	
		returnCoolRunCmdPoint	
		returnCoolingCoilEquip	

Showing tags on: No component selected

☒ Direct ☒ Implied

50 objects

Tag Id	Tag Name	Value
h4:returnAirTempSensorPoint	returnAirTempSensorPoint	slot:/Services/TagDictionaryService/Haystack4/tag
h4:unit	unit	°C
hs:curVal	curVal	26.00
h4:writeVal	writeVal	26.00
hs:writable	writable	Marker
h4:entity	entity	Marker

Remove Components

Edit

Add

Delete Tags

Templating

Component (Device), Application, & Station Templates

Template Types

Component Template

A single root component with all descendants

Device Template

A component template where the root component is a device proxy

Application Template

A full application that will replace most of the running station

Station Template

A station configuration that can be used with the New Station Wizard

Template Features by Type

	Component	Device	Application	Station
Station Config			X	X
Components	X	X	X	X
Configuration	X	X	X	X
Relations	X	X		
Inputs/Outputs	X	X		
Graphics	X	X	X	X
ACE and other files			X	X
Optional components			X	

	Component	Device	Application	Station
Instantiating				
New station wizard				X
Deploy/install	X (add)	X (add)	X (replace)	
Discovered device matching		X		
Bulk deploy from Excel	X (many)	X (many)	X (one)	
Deploy from Excel via provisioning	X	X	X	
Maintaining				
Redeploy the template	X	X		
Upgrade to newer template version	X	X	X	
Update configuration from Excel	X	X	X	
Upgrade via provisioning	X	X	X	
Update configuration via provisioning	X	X	X	
Export configuration to Excel (new in 4.10, improved in 4.11)			X	

Provisioning

Work Smarter, Not Harder























ProvisioningNwExt x +

https://localhost/ord/station:%7Cslot:/Drivers/NiagaraNetwork/ProvisioningNwExt%7Cview:provisioningNiagara:NiagaraNetworkUxJobBuilder

Add

Select the type of step to add to the job from the list below:

Type	Description
 Add Station User	Add a new user to the station.
 Backup Stations	Back up each station in the job
 Convert To Perpetual License Mode	Converts all the stations' licensing mode from subscription to perpetual
 Copy Supervisor File	Copy a file from the supervisor's filesystem to each station in the job
 Deploy Template	Deploy a template file to each station in the job
 Enable Bootstrap Mode	Enable bootstrap mode for the stations.
 Export Application Template Configuration	Exports an application template configuration as an xlsx file
 Import Signed Certificate	Import a signed certificate for each device
 Install Application Template	Install an application template file to each station in the job
 Reboot	Reboot each station in the job
 Remove Platform User	Remove a user from the platform.
 Remove Property	Remove a dynamic property
 Remove Station User	Remove a user from the station.
 Rename Device Station	This step will change the name of the station to match the name that it was given in the Niagara network.
 Run Robot	Run a robot on each station
 Security Job Steps	Add all security related job steps
 Set Platform Credentials	Create a new platform account and remove default platform account
 Set Platform User Password	Change password for an existing platform user
 Set Property	Set or add a property
 Set Station Connection Credentials	Set the station credentials used to connect to the remote station.




















OK Cancel

ProvisioningNwExt x +

https://localhost/ord/station:%7Cslot:/Drivers/NiagaraNetwork/ProvisioningNwExt%7Cview:provisioningNiagara:NiagaraNetworkUxJobBuilder

Add

Select the type of step to add to the job from the list below:

Type	Description
 Run Robot	Run a robot on each station
 Security Job Steps	Add all security related job steps
 Set Platform Credentials	Create a new platform account and remove default platform account
 Set Platform User Password	Change password for an existing platform user
 Set Property	Set or add a property
 Set Station Connection Credentials	Set the station credentials used to connect to the remote station.
 Set Station User Password	Set the password of the current station user
 Set System Passphrase	Set System Passphrase
 Set Time	Set the time for each device
 Set TLS Level	Set the minimum TLS level for platform, FoxService, and WebService
 Setup Reciprocal Connection	Setup the Niagara Network connection from remote station to supervisor station
 Sign Certificate	Sign a certificate on each station
 Update Connections Using Niagara Network Discovery	Update station connections using Niagara Network discovery.
 Update Connections Using Provisioning Station's DHCP Server	Update station connections using the provisioning station's DHCP server leases.
 Update Licenses	Update all of the station(s), importing licenses from the licensing server
 Update Template or Application Configuration	Update configuration of deployed templates or installed applications on each station in the job
 Upgrade Application Template	Upgrade an application template installed on stations in the job
 Upgrade Out-of-date Software	Upgrade out-of-date software for each station in the job
 Upgrade Template	Upgrade deployed template instances on each station in the job

OK Cancel

Provisioning

https://localhost/ord/station:%7Cslot:/Provisioning%7Cview.wiresheet:WebWiresheet

Nav

- Config
 - Services
- Drivers
 - NiagaraNetwork
 - ProvisioningNwExt
 - WestBuilding_Supervisor
 - EastBuilding_Supervisor
 - RdbmsNetwork
 - ControlsCon
 - Niagara Forum
 - Provisioning
 - NiagaraNetworkJobPrototype**
 - Files
 - Histories
 - SystemDb Hierarchy Example 1
 - SystemDb Hierarchy Example 2

Provisioning

Wire Sheet

NiagaraNetworkJobPrototype
Niagara Network Job Prototype
Submit Job

Palette

- alarm
- baja
- control
- history
- kitControl
- provisioningNiagara
 - BatchJobService
 - ProvisioningNwExt
 - NiagaraNetworkJobPrototype**
 - TriggerSchedule
 - ProvisioningRobot
- schedule

+

NiagaraNetworkJobPrototype

x

←

↺

🔒

https://localhost/ord/station:%7Cslot/Provisioning/NiagaraNetworkJobPrototype%7Cview:provisioningNiagara:NiagaraNetworkUxPrototypeView

📁

A

🌟

🔴

🌟

👤

⋮

🔗

Nav

▼ Config

▶ Services

▼ Drivers

▼ NiagaraNetwork

▶ ProvisioningNwExt

▶ WestBuilding_Supervisor

▶ EastBuilding_Supervisor

▶ RdbmsNetwork

▶ ControlsCon

▶ Niagara Forum

▼ Provisioning

▶ NiagaraNetworkJobPrototype

▶ Files

▶ Histories

▶ SystemDb Hierarchy Example 1

▶ SystemDb Hierarchy Example 2

Palette

▶ alarm

▶ baja

▶ control

▶ history

▶ kitControl

▼ provisioningNiagara

▶ BatchJobService

▶ ProvisioningNwExt

▶ NiagaraNetworkJobPrototype

▶ TriggerSchedule

▶ ProvisioningRobot

▶ schedule

NiagaraNetworkJobPrototype

☒ Generate an alarm when any step fails or is canceled

☐ Generate an alarm when job completes successfully

Provisioning steps to run

🔄 Backup Stations

Stations to include in the job

🏠 WestBuilding_Supervisor

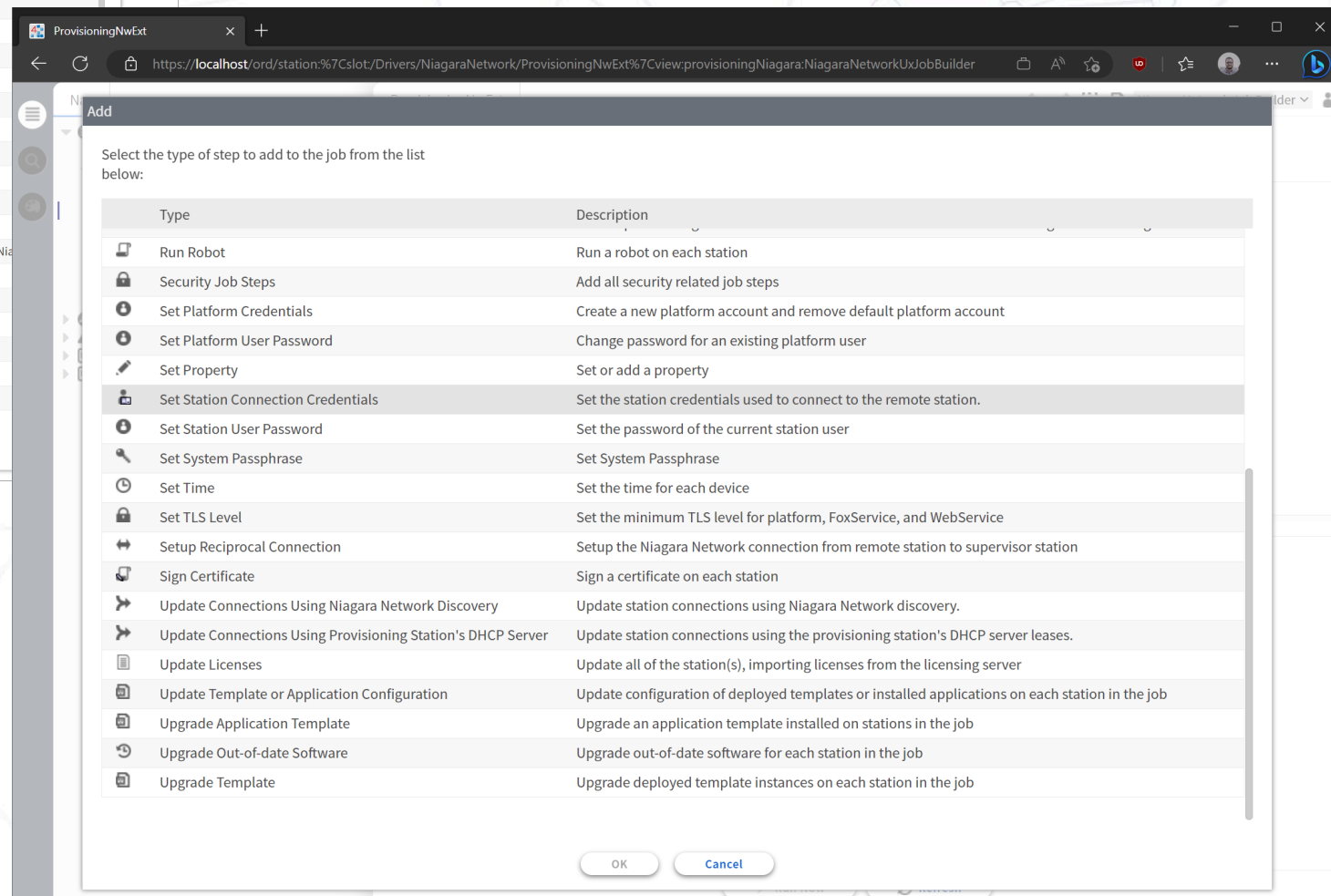
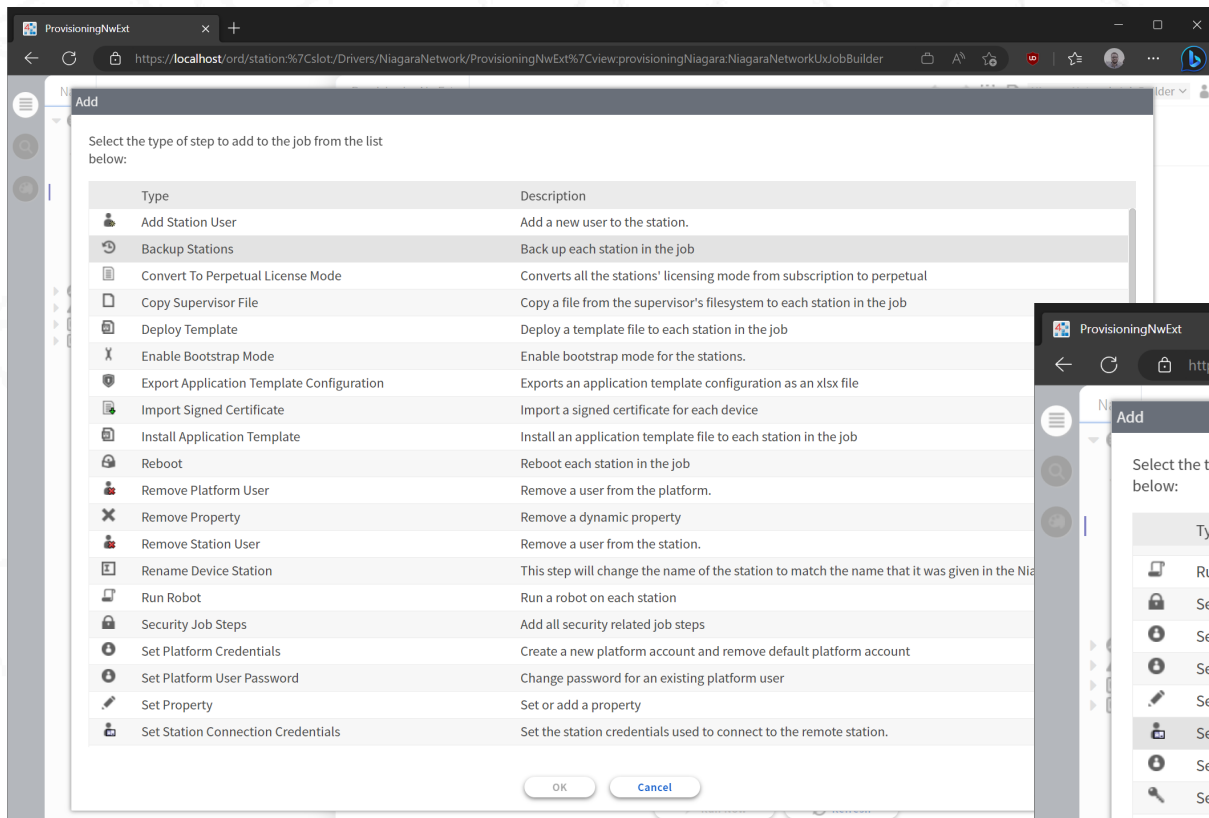
🏠 EastBuilding_Supervisor

⊕ ▲ ▼ ✕ 🔍

⊕ ▲ ▼ ✕

⚡ Run Now

🔄 Refresh





CONNECTING
THE WORLD